

G.I.F.T. Parking Instructions

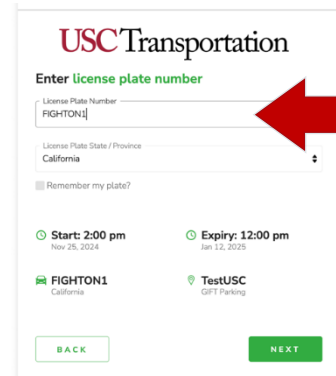
Valid 3/11/26 – 3/23/26 @ UPC – Grand Ave. Structure or HSC – Valley Lot

Only valid in locations specified. Not valid for daily commuting.

Step 1: Click on link for your desired parking location: [HSC Valley Lot](#) OR UPC [Grand Avenue Structure](#)

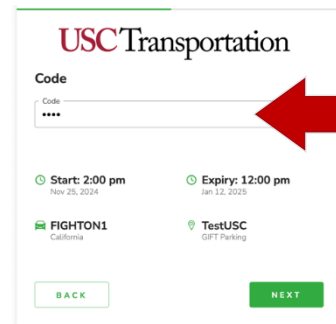
Step 2: Enter your vehicle **License Plate Number** and click **NEXT**

(Please confirm vehicle License plate has been entered correctly before moving forward to next step!)



The screenshot shows the 'USC Transportation' registration interface. The title is 'USC Transportation'. Below it, the instruction 'Enter license plate number' is displayed. A text input field contains 'FIGHTON1'. A red arrow points to this field. Below the input field, there are fields for 'License Plate State / Province' (California) and a 'Remember my plate?' checkbox. Further down, there are two circular icons: 'Start: 2:00 pm' (Nov 25, 2024) and 'Expiry: 12:00 pm' (Jan 12, 2025). Below these are two location icons: 'FIGHTON1 California' and 'TestUSC GFT Parking'. At the bottom, there are 'BACK' and 'NEXT' buttons.

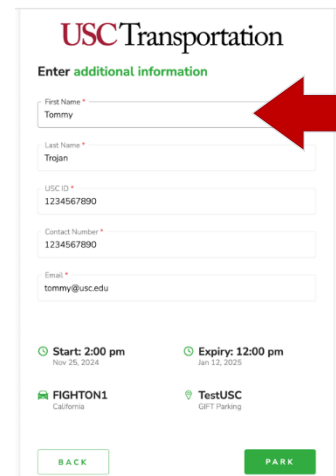
Step 3: Enter Code **SPRG26** and click **NEXT**



The screenshot shows the 'USC Transportation' registration interface. The title is 'USC Transportation'. Below it, the instruction 'Code' is displayed. A text input field contains '****'. A red arrow points to this field. Below the input field, there are two circular icons: 'Start: 2:00 pm' (Nov 25, 2024) and 'Expiry: 12:00 pm' (Jan 12, 2025). Below these are two location icons: 'FIGHTON1 California' and 'TestUSC GFT Parking'. At the bottom, there are 'BACK' and 'NEXT' buttons.

Step 4: Fill in the required **Additional Information Fields** and click on **PARK**

Passes will be automatically timestamped for the duration of the G.I.F.T. program – 2:00pm March 11, 2026 through 11:59pm March 23, 2026.



The screenshot shows the 'USC Transportation' registration interface. The title is 'USC Transportation'. Below it, the instruction 'Enter additional information' is displayed. There are several text input fields: 'First Name *' (Tommy), 'Last Name *' (Trojan), 'USC ID *' (1234567890), 'Contact Number *' (1234567890), and 'Email *' (tommy@usc.edu). A red arrow points to the 'First Name' field. Below the input fields, there are two circular icons: 'Start: 2:00 pm' (Nov 25, 2024) and 'Expiry: 12:00 pm' (Jan 12, 2025). Below these are two location icons: 'FIGHTON1 California' and 'TestUSC GFT Parking'. At the bottom, there are 'BACK' and 'PARK' buttons.

That's it – your registration is now complete!

Your license plate number is your permit (nothing needs to be displayed).

Step 5 (optional, following screen): Enter **email address** and click **SEND** for receipt, if desired.